

Technical Manual



JBL VTX-V25

SPECIFICATIONS

ACOUSTIC & ELECTRICAL SPECIFICATIONS:

- Nominal Section: 2 x 8 ohms LF, 8 ohms MF, 8 ohms HF
- Impedance: HF
- Continuous Power Rating: 4000W LF / 1400W MF / 600W HF
- Frequency Response: 41 Hz - 18 kHz (± 3 dB)
- Frequency Range: 35 Hz - 20 kHz (-10 dB)
- System Sensitivity: 99 dB SPL LF, 103 dB MF, 116 dB HF (1 watt @ 1 meter)

SYSTEM COMPONENTS:

- Cabinet: C-VTX-V25
- Grille: (2) 445416-001 (Woofer)
- * Low Frequency Transducer: (2) 2267H, 380 mm (15 in) Dual Coil, Neodymium Differential Drive^(R)
- DC Resistance: 4.8 ohms $\pm 10\%$
- * Mid Frequency Transducer: (4) 2169H, 200 mm, (8 in) Cone Midrange Compression Driver
- DC Resistance: 5.1 ohms $\pm 10\%$
- * High Frequency (3) D2430K D2 Dual Diaphragm Dual Driver (1.5 in) exit, (3 in) dual voice coil, dual diaphragm

SYSTEM COMPONENTS: (CONT'D)

- DC Resistance: 16.00 ohm $\pm 0.2\%$ voice coils in series
8.0 ohm $\pm 0.2\%$ single voice coil
- Input Connector: 5004016

AURAL SWEEP TEST SPECIFICATIONS:

A. System Aural Sweep Test: 7.0V Input, 10 Hz to 20 kHz

Component Free Air Sweep Test:

- B. L.F. Sweep Test: 20.0V Input, 10 Hz to 300 Hz
- C. M.F. Sweep Test: 7.0V Input, 20 Hz to 1.0 kHz
- D. H.F. Sweep Test: 6.0V Input, 500 Hz to 1.0 kHz (both voice coils driven in series)

PHYSICAL SPECIFICATIONS:

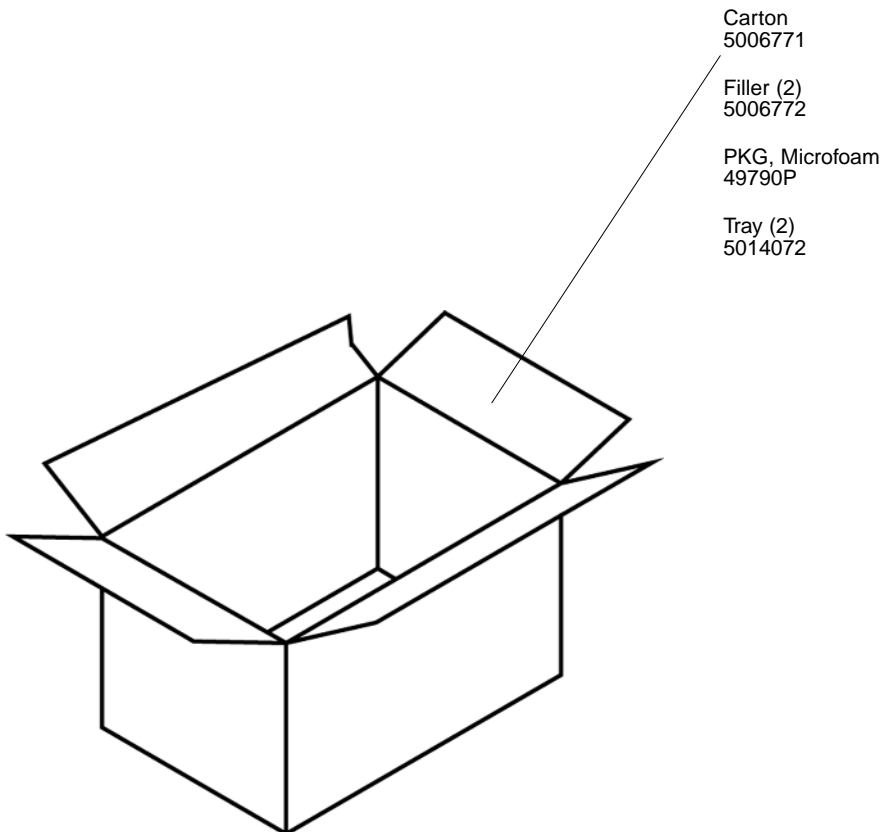
- Enclosure Dimensions: 1223 x 414 x 614 mm (48.2 x 16.3 x 24.2 in.)
- Net Weight: 182 lb (82.6 kg.)

WARRANTY INFORMATION:

- Refer to Warranty Statement packed with each product.

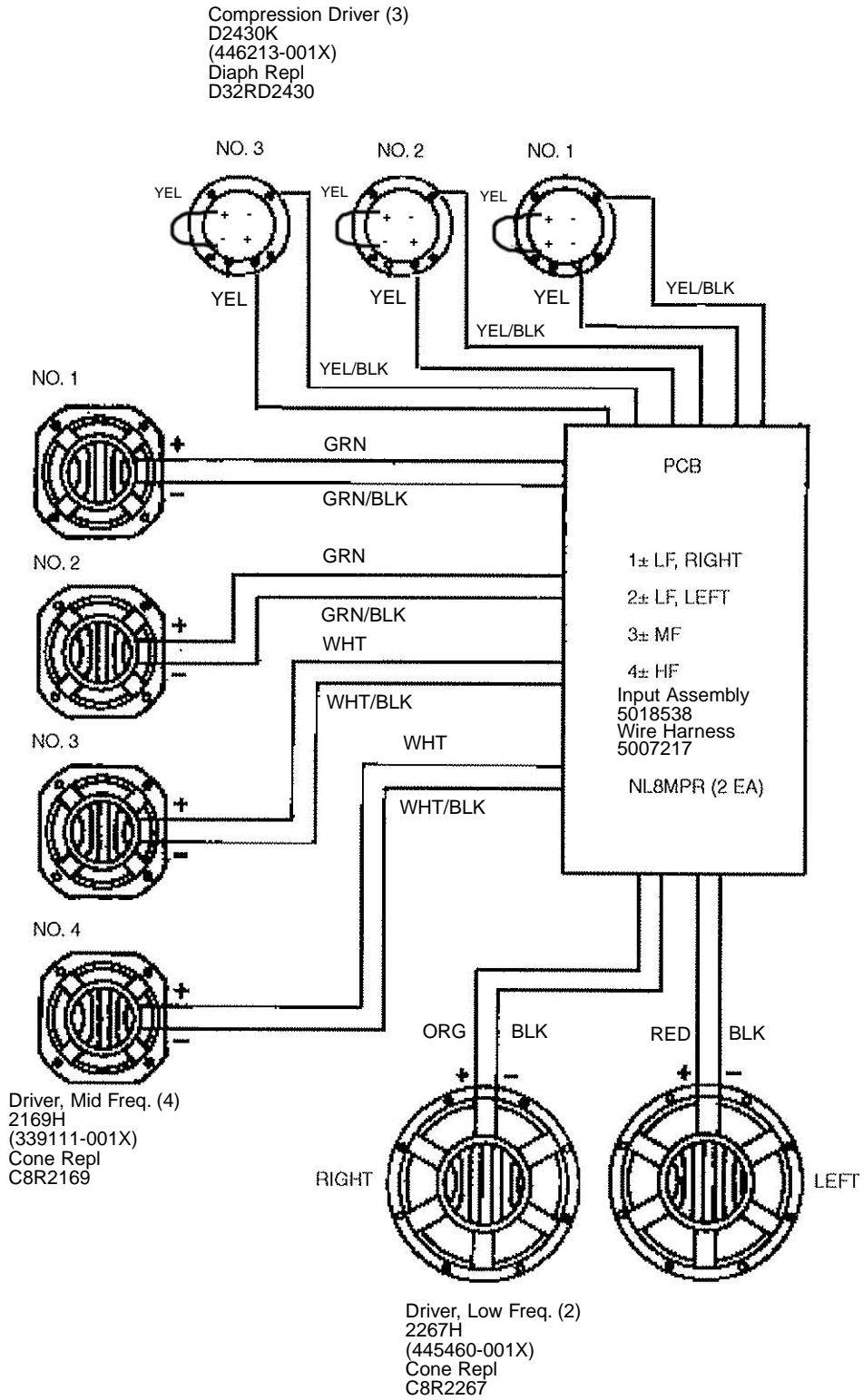
PACKAGE

Warranty 59660



JBL VTX-V25

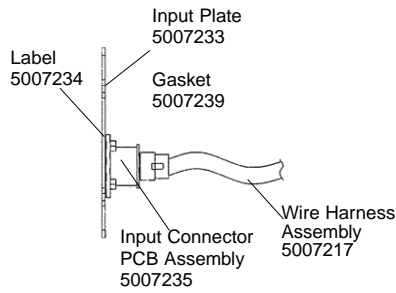
WIRING DIAGRAM



JBL VTX-V25

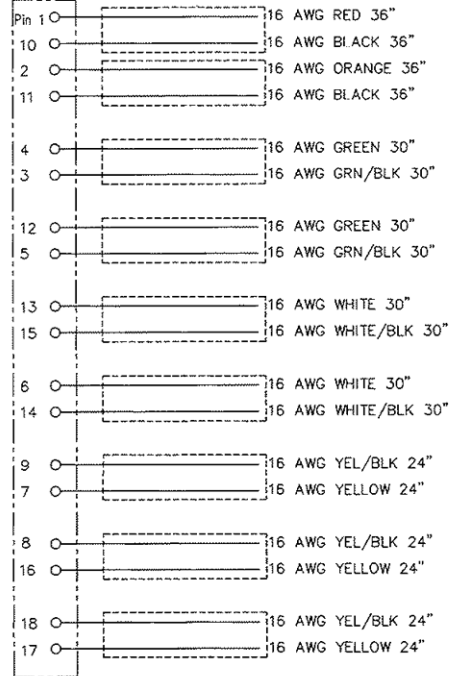
DIAGRAMS

Input Connector Assembly P/N 5004016



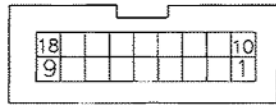
Wire Harness Assembly P/N 5007217

Molex #39-01-2185 with 39-00-0078

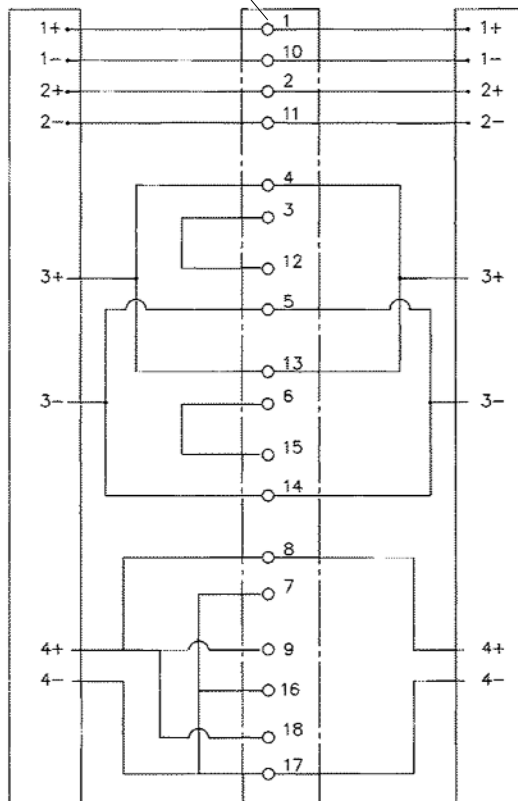


Input PCB Assembly P/N 5007235

Molex #15-24-6182



MOLEX CONNECTOR PIN LAYOUT
VIEW FROM WIRE SIDE



JBL VTX-V25

COMPONENT EXPLODED VIEW

Rear Corner Cup (2)
445925-001



Screw (12)
905901-012
MOD,TRPH
#8X.75.BLK
(Cabinet / Internal hardware)

Suspension Frame L
5018088
(see page following for all the hardware part numbers)

Rear Hinge Assembly (2)
445238-001

Slider Knob (2)
804-73156-08
10-32 x .50
SOCKET HEX

Hatch (2)
445203-001

Screw (20)
803-11010-12
8-32 x 3/4
FLT,PH,BLK,
ZINC,LCS

Input Assembly
50018538

Screw (10)
803-11010-12
8-32 x 3/4
FLT,PH,BLK,
ZINC,LCS

HF Driver Mount Plate
445940-001

Gasket
445934-001

Compression Driver (3)
D2430K
(446213-001X)
Diaph Repl
D32RD2430

Bolt (8)
854-00003-10
1/4-20 x 5/8
HEX,CLR,ZINC,
MCAS

Screw (12)
806-11000-18
1/4-20 x 1-1/8

Washer (8)
844-031110-06
SPLIT LOCK,
1/4, BLK

Gasket,Rear Corner Cup
445939-001

Front Hinge (2)
445713-001

T-Nut (110)
61860
8-32 x 11/32
(Internal located on the side panels, back panel, and bottom panel)

Front Hinge Pin (2)
445924-001

E-Ring (2)
5011435

Plunger Button (2)
5006775

T-Nut (28)
61861
10-32
(Internal /L,R Side Panels)

Quick Release Pin (6)
5006827

Faceplate #1
445296-001
Angle Set

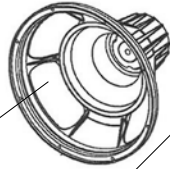
Enclosure Assembly
C-VTX-V25 (Available to Authorized VTX Dealers and Service Centers)

Faceplate #2
445926-002
Angle Set

Screw (4)
862-41410-08
6 x 1/2
HILO,PAN,PH,BLK

Rigging Bracket (8)
351922-001

Screw (16)
881-21110-08
4 x 1/2
RND,PH,PB,BLK
ZINC,LCS
(Cabinet/ Internal hardware)



Driver, Low Freq. (2)
2267H
(445460-001X)
Cone Repl
C8R2267

HF Horn Assembly
445874-001
(see following page for all the hardware part numbers).

Logo Grille
446375-001

Gasket (2)
360-70002-01
Rear 15"

Gasket,Outer H/F (2)
445935-002

Screw (16)
804-01110-16
10-32 x 1
FIL,PH,BLK

Screw (8)
446376-001

Dome (2)
71133-06

Gasket (3)
445936-001
Ring, HF

Screw (6)
803-31010-08
8-32 x .50
TRUSS,PH,BLK

Grille Support Side (2)
445201-001
(Cabinet / Internal hardware)

Grille (2)
445416-001

Woofer (No Logo)

Screw (8)
803-51010-16
8-32 x 1
OVAL,PH,BLK
ZINC,LCS

Screw (8)
803-31010-08
8-32 x .50
TRUSS,PHIL,
BLK

Driver, Mid Freq. (4)
2169H
(339111-001X)
Cone Repl
C8R2169

Screw (16)
804-11110-16
10-32 x 1
FLT,PH,BLK,
ZINC,LCS

Gasket (4)
445928-001
RBI, Rear

Gasket (4)
445995-001
Mid, 8"

Dome (4)
71133-06

Washer (4)
5011359
Shim

Screw (4)
804-41110-16
10-32x1
PAN,PH,BLK

Grille Support Top (8)
445202-001

Screw (16)
882-41110-08
#6x.5, BLK
(Cabinet / Internal)

Suspension Frame R
5018087
(see following page for all the hardware part numbers)

Skid Plate (2)
446197-001

Screw (12)
804-41110-24
10-32 x 1 1/2
PAN,PH,BLK

Handle (10)
446372-001

Gasket (10)
445327-001

Screw (80)
446376-001

Frame Protector (2)
446198-001

Screw (6)
804-41110-08
10-32 x 1/2
PAN,PH,BLK

Screw (8)
804-41110-16
10-32 x 1
PAN,PH,BLK

Frame Protector (2)
446198-002

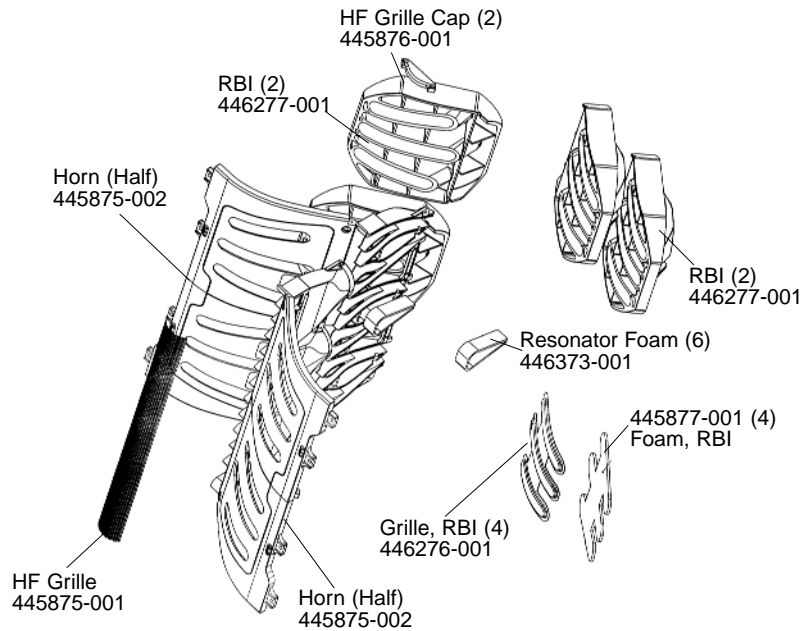
Screw (6)
804-41110-08
10-32 x 1/2
PAN,PH,BLK

Screw (8)
804-41110-16
10-32x1
PAN,PH,BLK

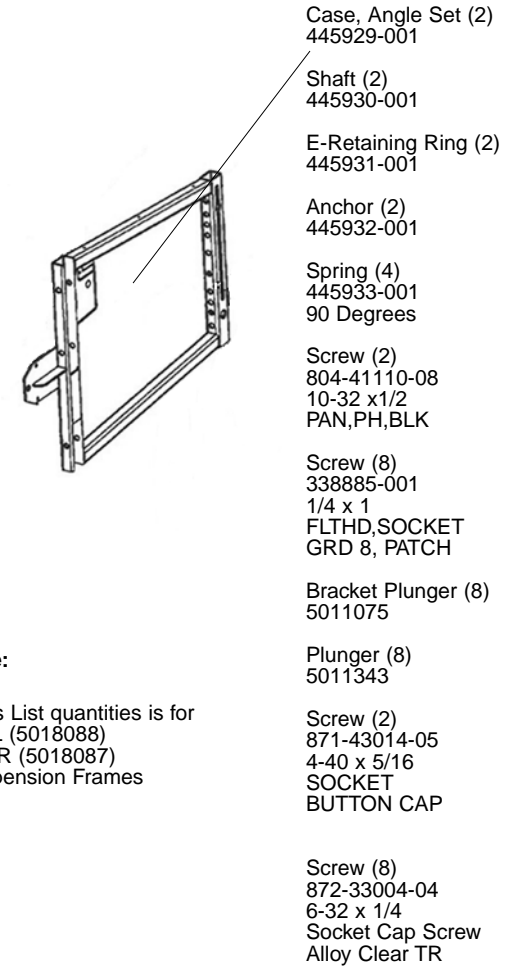
JBL VTX-V25

COMPONENT EXPLODED VIEWS

Horn Assembly Exploded View - 445874-001



L,R Suspension Frame Exploded View



Note:

Parts List quantities is for the L (5018088) and R (5018087) Suspension Frames

JBL VTX-V25-ASP/MSP

COMPONENT PARTS LIST

VTX-V25-ASP			
SS#	Component Number	Object Description	Qty
001	445928-001	Gasket, RBI Rear VTX-V25	2
002	360-70002-01	Gasket, Rear 15"	1
003	445460-001X	2267H	1
004	D32RD2430	Diaphragm Kit, D2430K	3
005	TBD	HF Assembly Fixture	1
006	339111-001X	M/I, 2169H	2
007	445995-001	Mid Gasket 8", VTX-V25	2
008	TBD	Box	1
009	TBD	Box	1
010	TBD	Box	1
011	11710S	Bag, Pel, 3"x4-1/2",.003T,CLRO/P20M-2506	1
012	49790P	Microfoam 1/32x18x20	20
013	804-01110-16	Scr,10-32x1,FIL,PH,BLK	16
VTX-V25-MSP			
SS#	Component Number	Object Description	Qty
001	445713-001	Front Hinge, VTX-V25	1
002	445238-001	Rear Hinge, VTX-V25	1
003	804-73156-08	Slider Knob, 10-32x.50,SOCKET HEX	1
004	5018087	Suspension Frame R, VTX-V25	1
005	5018088	Suspension Frame L, VTX-V25	1
006	338885-001	Scr, 1/4x1"FLTHD,SOCKET GRD 8, PATCH	8
007	5006827	Pin, Quick Release, VTX-V25	3
008	351922-001	Rigging Bracket, VTX Extension	4
009	445926-001	Faceplate 1, Angle Set, VTX-V25	1
010	445926-002	Faceplate 2, Angle Set, VTX-V25	1
011	871-43014-05	Scr, 4-40 x 5/16 Socket Bottom Cap	1
012	445416-001	Woofer Grille, No Logo, VRX-V25	2
013	446375-001	Logo, Grille, VTX	2
014	803-51010-16	Scr, 8-32 x 1, OVAL,PH,BLK ZINC,LCS (Side Grille)	8
015	803-31010-08	Scr,8-32 x .50, TRUSS,PHIL,BLK (Grille/Horn)	8
016	882-41110-08	Scr,PB,PPH,#6x.5,BLK(top/bottom grille brkt)	8
017	804-01110-16	Scr,10-32x1,FIL,PH,BLK (woofer)	8
018	801-41010-03	4-40 x 3/16 PHILLIPS PAN MACHINE SCREW P	16
019	5011343	Plunger, VTX-V25	8
020	446197-001	Skid Plate,VTX-V25	1
021	446198-001	Frame Protector, VTX-V25	1
022	446198-001	Frame Protector, VTX-V25 (Mirror)	1
023	446372-001	Handle, VTX	2
024	445327-001	Gasket, Handle VTX-V25	2
025	446376-001	Scr for handle, VTX-V25	18
026	49790P	Microfoam, 1/32x18x20	20
027	11710S	Bag, Pel, 3"x4-1/2",.003T,CLRO/P20M-2506	11

JBL VTX-V25-ASP/MSP