



# CV1070

## 10 Inch 2-Way Full Range Loudspeaker System

### Professional Series

### Key Features:

- ▶ 10" high efficiency woofer design
- ▶ 1" polymer diaphragm compression driver
- ▶ Enclosure constructed of 15 mm plywood with rugged durable finish
- ▶ 100° × 70° coverage pattern for even and smooth response on and off axis
- ▶ Heavy duty powder-coated 1.5mm steel grille of elegant design for driver protection and sleek professional appearance
- ▶ Precision engineered crossover for optimal driver integration
- ▶ Rotatable JBL COMMERCIAL logo for both horizontal and vertical applications
- ▶ Ideal for installations with limited ceiling height
- ▶ White (-WH) color available upon request



### Applications:

- ▶ Sound reinforcement for restaurants, canteens or dining halls, cafés, conference rooms, halls, school rooms, etc.
- ▶ High-performance satellite speaker for use with subwoofers

The CV1070 is a premium and compact high-output full-range loudspeaker.

The CV1070 uses a 254 mm (10 in) humidity protection woofer with optimal demodulating/cooling aluminum ring inside, which is high power, low distortion and low power compression, and a 2414H-C 25 mm (1 in) polymer diaphragm compression driver. 100° × 70° coverage pattern provides smooth, even coverage whether used in the vertical or horizontal orientation. The high-order passive network minimizes band overlap.

The enclosure is constructed of 15 mm high quality plywood and finished in a durable coating. The trapezoid enclosure is fitted with a dual Neutrik NL4MP connector for connection with other devices and fifteen (15) M10 threaded suspension points for flying installation. 1.5mm steel grille provides not only professional appearance but also driver protection.

### Specifications:

System:	
System Type:	10", 2-way, bass-reflex
Frequency Range (-10 dB) <sup>1</sup> :	50 Hz – 20 kHz
Frequency Response (±3 dB) <sup>1</sup> :	85 Hz – 18 kHz
System Sensitivity (1w @ 1m) <sup>1</sup> :	95 dB
Nominal Impedance:	8 Ω
Maximum SPL (1m) <sup>2</sup> :	120 dB continuous average (126 dB peak)
Power Rating <sup>3</sup> :	300 W/600 W/1200 W
(Continuous/Program/Peak)	
Coverage:	100° × 70° (H × V)
Transducers:	
LF Driver:	1 x 10" woofer
HF Driver:	1 x 2414H-C tweeter
Physical:	
Enclosure:	Trapezoid, 15 mm plywood
Suspension:	15 × M10 threaded suspension points
Finish:	Textured paint, black. White (-WH) available upon request.
Grille:	Powder coated 1.5mm perforated cold rolled steel
Input Connector:	Dual NL4MP Neutrik Speakon® in parallel for loop-through
Dimensions (H × W × D):	535 mm × 310 mm × 329 mm (21.0 in × 12.2 in × 13.0 in)
Net Weight:	13.5 kg (29.8 lbs)

<sup>1</sup> Full space (4π) conditions

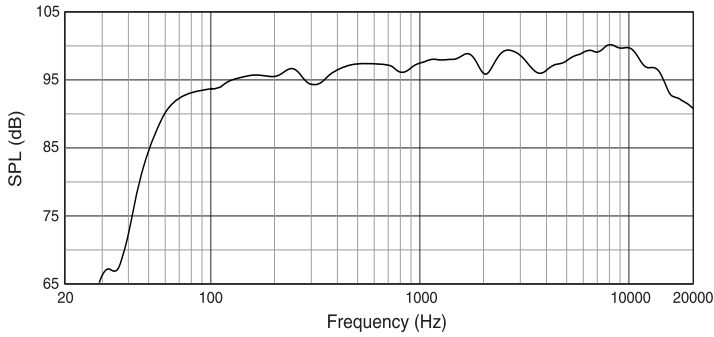
<sup>2</sup> Calculated maximum SPL based on rated power handling

<sup>3</sup> IEC standard, pink noise with 6dB crest factor for 2 hours

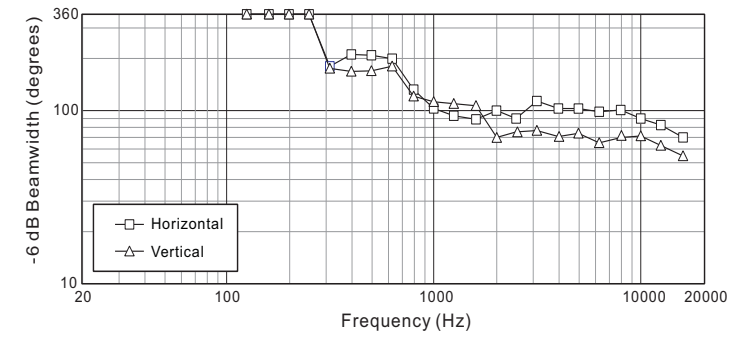
JBL continually engages in research related to product improvement. Some materials, production methods and design refinements are introduced into existing products without notice as a routine expression of that philosophy. For this reason, any current JBL product may differ in some respect from its published description, but will always equal or exceed the original design specifications unless otherwise stated.

# ▶ CV1070 10 Inch 2-Way Full Range Loudspeaker System

## Frequency Response:

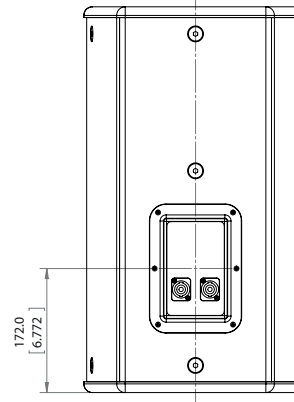
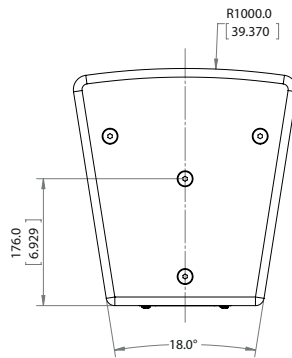
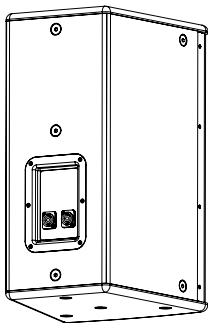
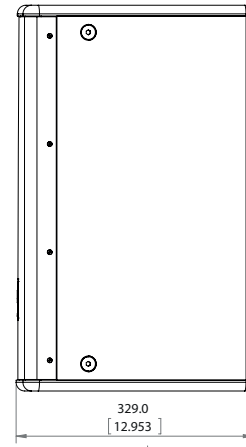
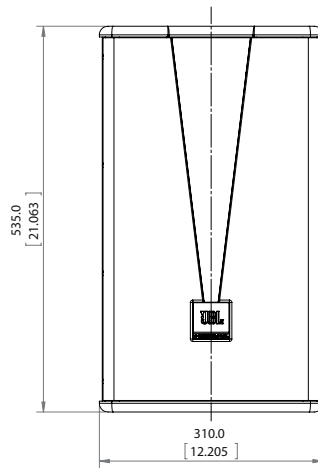
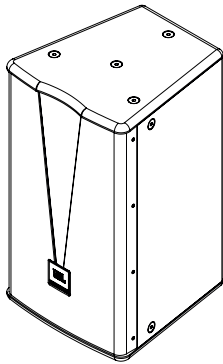


## Beamwidth:



## Dimensions:

Dimensions in mm (inch)



JBL Professional  
8500 Balboa Boulevard, P.O. Box 2200  
Northridge, California 91329 U.S.A.

© Copyright 2016 JBL Professional  
www.jblpro.com

SS CV1070  
SZ  
03/16