



# CV1652T

## 6.5 Inch 2-Way Full Range Loudspeaker System

### Professional Series

### Key Features:

- ▶ Specially designed 6.5" high performance woofer provides greater power handling and is fitted with demodulating aluminum ring for lower distortion and power compression
- ▶ Two (2) 3" paper cone tweeters provide excellent high-frequency response and superb vocal reproduction
- ▶ MDF (medium density fiberboard) enclosure with vinyl finish provides grand appearance and durability
- ▶ Precisely designed crossover optimizes the frequency response and provides smooth and accurate music reproduction
- ▶ Built-in high quality multi-tap 70V/100V transformer
- ▶ 150°×120° coverage pattern for even and smooth response on and off axis
- ▶ Ideal for installations with limited ceiling height
- ▶ Rotatable JBL COMMERCIAL logo for easy coherence to your installation
- ▶ White (-WH) color available upon request

### Applications:

- ▶ Sound reinforcement for restaurants, conference rooms, hotels, cafes, halls, school rooms, etc.
- ▶ High-performance satellite speaker for use with subwoofers.

CV1652T is a two-way full-range speaker designed for restaurants, conference rooms, music cafes, hotels, etc. Its especially wide coverage pattern (150°×120°) makes it a perfect choice for installations where the ceiling height is relatively limited.

CV1652T utilizes a 6.5" woofer and two (2) 3" paper cone tweeters. The 6.5" woofer features a non-pressed long fiber pulp cone with foam surround providing necessary stiffness and high reliability. The aluminum demodulating cooling ring reduces distortion and power compression. Two (2) 3" paper cone tweeters provide excellent high-frequency response and superb vocal reproduction.

With a built-in high-performance multi-tap acoustic transformer (70V/100V), CV1652T realizes lower distortion, broader frequency range, flatter frequency response and lower insert loss. Precisely designed crossover optimizes the frequency response and provides smooth and accurate music reproduction.

The enclosure constructed of MDF with vinyl laminated finish presents grand and elegant appearance. Two (2) high-strength M10 attachment points guarantee stability of suspension installations. The integrated grille with V-shape pattern adds a distinctive element to the overall grand and elegant appearance of the loudspeaker in addition to protecting the components of loudspeaker from damage.



### Specifications:

|  |   |
|--|---|
| <b>System:</b>   |   |
| System Type:   | 6.5",2-way,bass-reflex                                    |
| Frequency Range (-10 dB) <sup>1</sup> :                  | 65 Hz – 18 kHz  |
| Frequency Response(±3dB) <sup>1</sup> :                  | 75 Hz – 15 kHz  |
| Sensitivity(1W@1m) <sup>1</sup> :                        | 90 dB   |
| Nominal Impedance:                                       | 8Ω(at 8Ω tap setting)                                     |
| Maximum SPL(1m) <sup>2</sup> :                           | 112 dBcontinuous average (118 dB peak) (at 8Ωtap setting) |
| Power Rating <sup>3</sup> :<br>(Continuous/Program/Peak) | 150 W / 300 W / 600 W(at 8Ω tap setting)                  |
| Coverage:  | 150°×120° (H × V)   |
| Transformer Tap:   | 8 Ohms, 70V(7.5W/15W/30W/60W), 100V(15W/30W/60W)          |
| Insert Loss:   | <1.0 dB at any tap setting                                |
| <b>Transducers:</b>                                      |   |
| LF Driver:   | 1 × 6.5" woofer   |
| HF Driver:   | 2 × 3" paper cone tweeter                                 |
| <b>Physical:</b>   |   |
| Enclosure:   | Trapezoid,12 mm MDF                                       |
| Suspension:  | 2 × M10 threaded suspension points                        |
| Finish:  | Vinyl laminated, black. White(-WH) available upon request |
| Grille:  | Powder coated, 1.0 mm perforated steel                    |
| Input Connector:   | Dual RED/BALCK connector in parallel for loop-through.    |
| Dimensions (H × W × D):                                  | 221 mm × 405.4 mm × 250 mm (8.7 in × 16.0 in × 9.8 in)    |
| Net Weight:  | 7.5 lbs (16.5 lbs)  |

1 Full space (4π) conditions

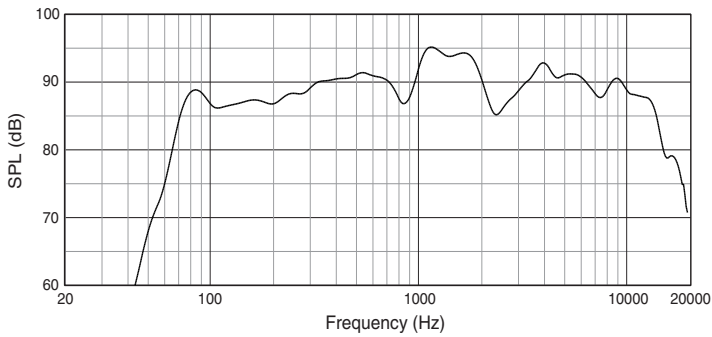
2 Calculated maximum SPL based on rated power handling

3 IEC standard, pink noise with 6dB crest factor for 2 hours

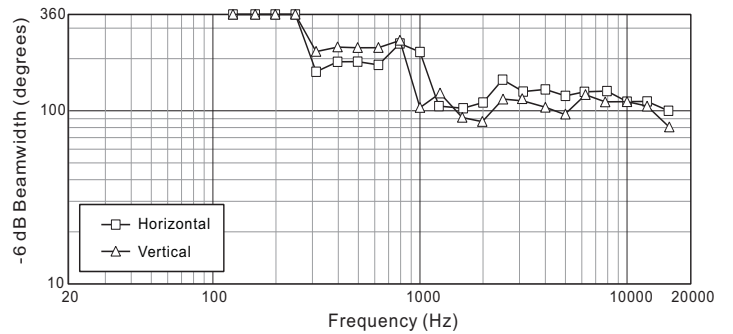
JBL continually engages in research related to product improvement. Some materials, production methods and design refinements are introduced into existing products without notice as a routine expression of that philosophy. For this reason, any current JBL product may differ in some respect from its published description, but will always equal or exceed the original design specifications unless otherwise stated.

# ► CV1652T 6.5 Inch 2-Way Full Range Loudspeaker System

## Frequency Response:

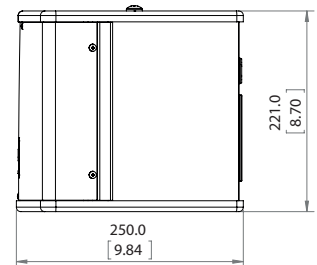
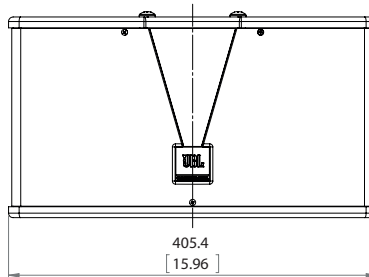
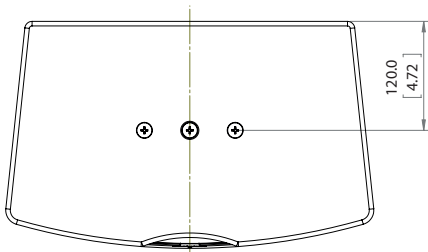
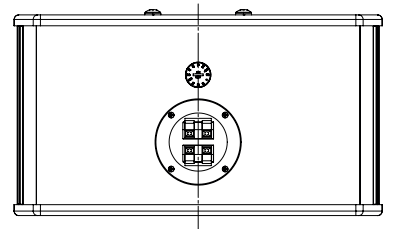
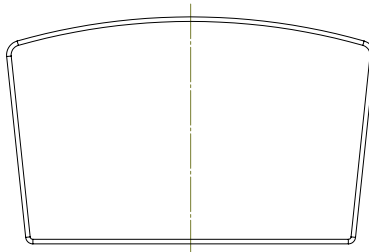
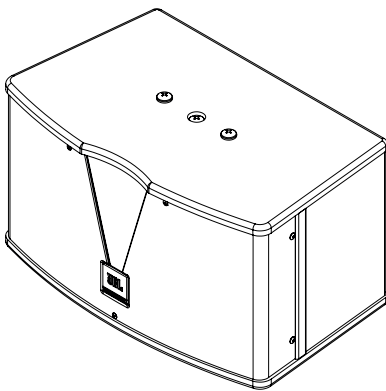


## Beamwidth:



## Dimensions:

Dimensions in mm (inch)



JBL Professional  
8500 Balboa Boulevard, P.O. Box 2200  
Northridge, California 91329 U.S.A.

© Copyright 2016 JBL Professional  
www.jblpro.com

SS CV1652T  
SZ  
04/16