



CV3025/66

Dual 15 Inch 2-Way Loudspeaker System

Professional Series

Key Features:

- ▶ 60° × 60° horn creates even coverage
- ▶ Dual 15" customized low frequency drivers for highly efficient electro-acoustic conversion
- ▶ JBL 2408H-1 high frequency compression driver for lower distortion
- ▶ Enclosure constructed from quality plywood and finished in DuraFlex™ coating
- ▶ Multiple M10 hardware for secure suspending installation
- ▶ Two integral handles for easy transport and setup
- ▶ High-strength front grille protects the system from foreign objects
- ▶ Rotatable JBL COMMERCIAL logo



Applications:

- ▶ For commercial installed sound applications, e.g. background music playback or events in restaurants or hotel ballrooms.

CV3025/66 is a dual 15" 2-way speaker system designed by JBL for commercial installed sound applications.

CV3025/66 uses a pair of 15" custom low frequency drivers and a JBL 2408H-1 high frequency compression driver and is capable of reproducing sound in high definition, low distortion and low power compression. A 60° × 60° horn is mounted to ensure even and balanced audience coverage in spaces of different sizes. For optimal frequency response and minimum cabinet resonance, CV3025/66 constructs its cabinet from quality ply-wood and positions transducers and components based on meticulous calculation and simulation, which on the other hand leads to light weight and compact footprint of the entire system.

CV3025/66 designs its cabinet to meet stringent suspension requirements. Multiple high-strength M10 threaded points make flying installation and orientation fine-tuning easy and convenient. Two integral handles are provided for easy transport and setup. A pair of NL4 Neutrik Speakon® connectors allow loop-through connection of multiple speakers. For increased wear-resistance and extended longevity, CV3025/66 finishes its cabinet by DuraFlex™ coating and protects internals from foreign objects with a grille made from high-strength steel.

In collaboration with else CV3000 Series sibling models, CV3025/66 targets to bring exceptional versatility, reliability and ease of use, and most importantly, stunning acoustic performance, to a variety of commercial applications, be it background music playback or events in small-to-large size restaurants or hotel ballrooms.

Specifications:

System:	
Frequency Range (-10 dB) ¹ :	42 Hz – 20 kHz
Frequency Response (±3dB) ¹ :	65 Hz – 18 kHz
Coverage:	60°×60°
System Power Rating ³ :	800 W / 1600 W / 3200 W (continuous / music / peak)
Maximum SPL ² :	130 dB continuous average (136 dB peak)
System Sensitivity (2.83V@1m) ¹ :	101 dB
Nominal Impedance:	4 Ω
Transducers:	
LF Driver:	2 × 15" woofer
HF Driver:	1 × 2408H-1
Physical:	
Enclosure:	Trapezoidal, 15mm/18mm poplar plywood, fitted with handles
Suspension:	13 (3@top, 3@bottom, 2@each side, 3@rear) × M10 threaded hardware
Finish:	Black DuraFlex™ finish
Grille:	Powder coated, 1.5 mm perforated steel
Input Connector:	2 × NL4 Neutrik Speakon®
Dimensions (H × W × D):	1243 mm × 484 mm × 520 mm (48.9 in × 19.1 in × 20.5 in)
Net Weight:	44.3 kg (97.6 lbs)

1 Full space (4π) conditions

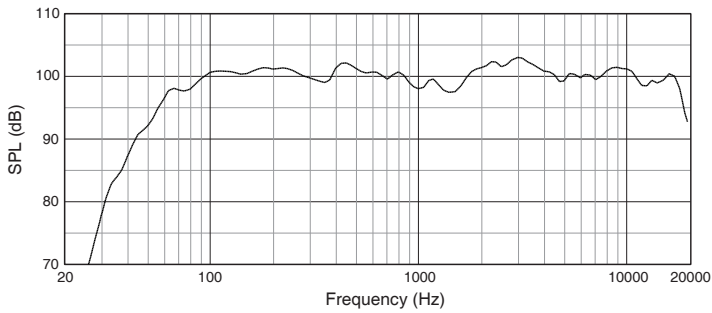
2 Calculated maximum SPL based on rated power handling

3 IEC standard, pink noise with 6dB crest factor for 2 hours

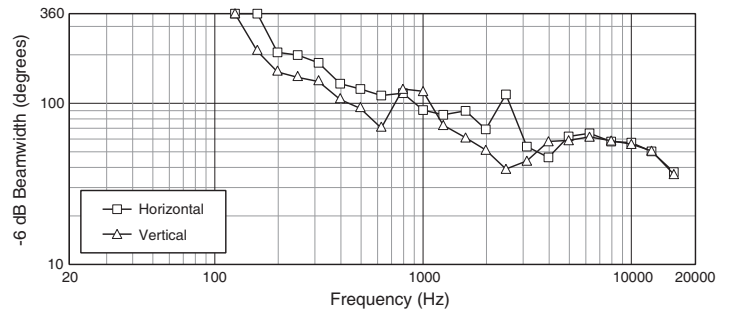
JBL continually engages in research related to product improvement. Some materials, production methods and design refinements are introduced into existing products without notice as a routine expression of that philosophy. For this reason, any current JBL product may differ in some respect from its published description, but will always equal or exceed the original design specifications unless otherwise stated.

► CV3025/66 Dual 15 Inch 2-Way Loudspeaker System

Frequency Response:

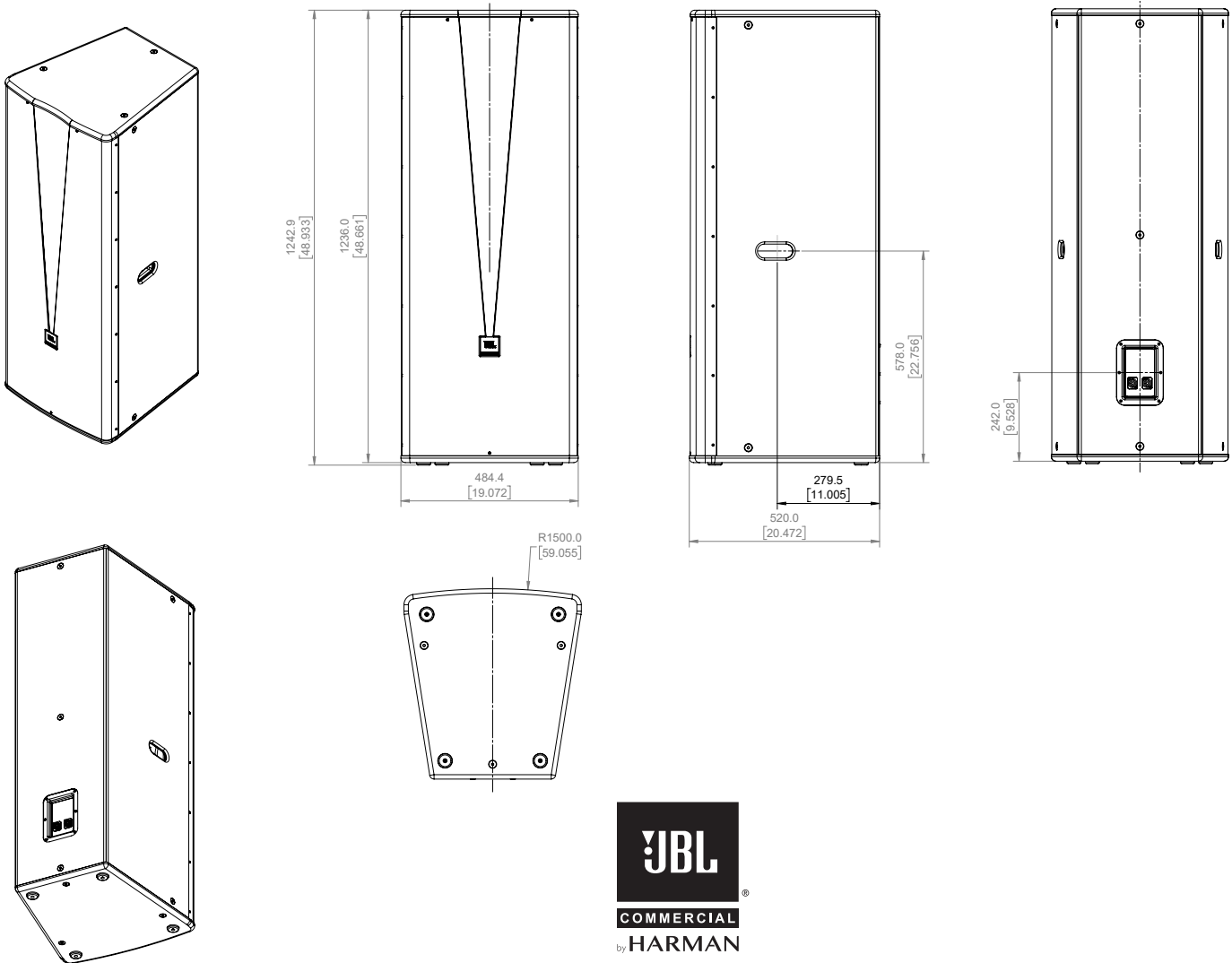


Beamwidth:



Dimensions:

Dimensions in mm (inch)



JBL Professional
8500 Balboa Boulevard, P.O. Box 2200
Northridge, California 91329 U.S.A.

© Copyright 2018 JBL Professional
www.jblpro.com

SS CV3025/66

SZ

27/07/18