

C222-BOT

Two-Way ScreenArray® Cinema Loudspeaker



Key Features:

- Next-generation two-way ScreenArray® design for maximum output, improved coverage and minimum distortion
- Patent-pending Dual Dissimilar Arraying Technology creates coverage pattern for raked seating areas, and extends HF output power and pattern control a full octave in both spectrum extremes
- Patent-pending Acoustic Aperture Technology delivers improved drivers for lower distortion and higher sensitivity, plus enhanced mid-range performance for a smooth crossover transition
- 12" footprint saves space without sacrificing performance
- Designed for small and medium sized cinemas with a maximum throw distance of 28.5m (93 ft)



Description:

The C222 combines JBL's latest technological advances with a compact footprint and accessible price point, making it easy to upgrade the sonic experience in your small or mid-sized cinema. Featuring patent-pending Dual Dissimilar Arraying and Acoustic Aperture Technology, the JBL 200 Series provides remarkably uniform coverage and smooth, accurate sound reproduction for every member of your audience. The C222 has a depth of 12", perfect for small and medium multiplexes with space constraints. And since the C222 uses the same driver technology trusted by top movie studios around the world, your audience will enjoy a more captivating, authentic experience from every seat in the house—just like the creators intended. The C222 is ordered and shipped in two pieces C222-TOP and C222-BOT. The information below represents the combined performance of each piece.

System Specifications (C222-TOP and C222-BOT):

System	
Frequency Response (-3 dB)	62Hz - 20kHz
Frequency Response (-6 dB)	50Hz - 20kHz
Frequency Response (-10 dB)	42Hz - 20kHz
Electrical	
Passive Rated Impedance	4Ω
Minimum Impedance	3.2Ω @ 140Hz
Power Handling (2Hr AES Rating)	600W (45.5V)
Power Handling (100Hr AES Rating)	300W (35V)
Sensitivity	
LF Sensitivity	103 dB SPL @ 2.83V
HF Sensitivity	105 dB SPL @ 2.83V
Passive Sensitivity	103 dB SPL @ 2.83V
Calculated Max SPL	129 dB


Furthest Seat	
Meters	28.5
Feet	93
Unit Physical Specification	
C222 Bottom Weight	69 lbs (31.30 kg)

C222-BOT

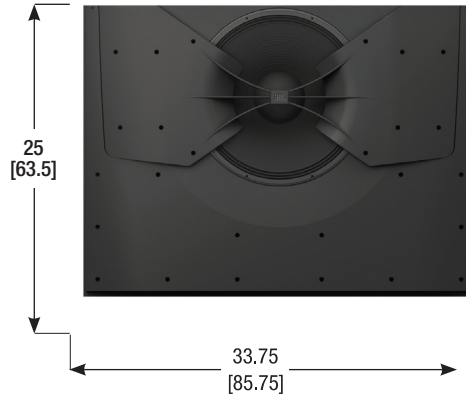
Two-Way ScreenArray® Cinema Loudspeaker



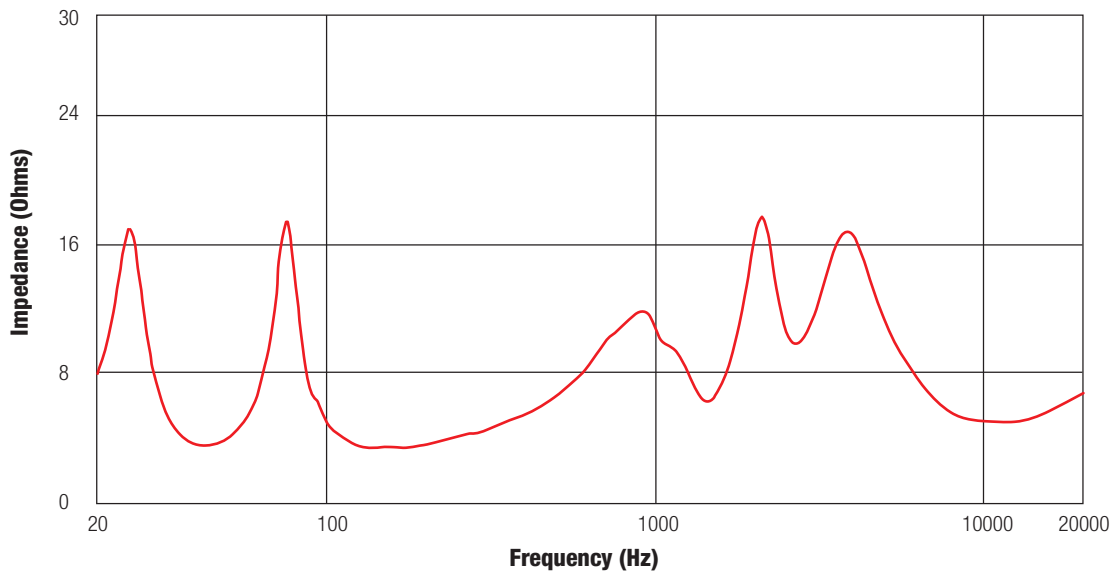
Dimensions:



Dimensions: Inches [cm]



Impedance - C222-TOP and C222-BOT System



C222-BOT

Two-Way ScreenArray[®] Cinema Loudspeaker



System Frequency Response Graph - C222-TOP and C222-BOT

