



KP055

15-Inch Full Range Loudspeaker System

Professional Series

Key Features:

- ▶ 15" high power and high efficiency woofer
- ▶ 1.5" annular polymer diaphragm compression driver with NdFeB magnet system
- ▶ Enclosure constructed of 15 mm plywood with durable painting
- ▶ 70° × 60° coverage pattern for even and smooth response on and off axis
- ▶ Precision engineered crossover for optimal power response and performance in the vocal midrange
- ▶ Single position socket for pole-mount installation
- ▶ SonicGuard™ protects high frequency driver from excessive power without interrupting the performance
- ▶ Rotatable and luminous JBL ENTERTAINMENT logo for easy coherence to your installation
- ▶ PSL (Passive Sound Lighting) Technology indicates JBL devotion to scientific advancement



Applications:

- ▶ Sound reinforcement for karaoke venues
- ▶ Audio reproduction for nightlife clubs
- ▶ For use with subwoofers

KP055 is a professional-grade full-range loudspeaker designed for high-street KTV venues and club houses. The 2-way speaker combines a 15" (381mm) woofer with the 1.5" (38.1mm) JBL 2408H-1 annular polymer diaphragm neodymium compression driver, and stands itself out for its high power handling, low distortion and noticeable electro-acoustic conversion efficiency. Its 70° x 60° coverage pattern provides smooth and even coverage whether installed in vertical or horizontal orientation. A high-slope passive networking is utilized for minimized band overlap.

KP055 outshines its league for its one-of-a-kind Starry Brown appearance. The rugged enclosure, which is constructed from 15mm plywood and finished in durable paint-coating, ensures the combination of visual and sound beauty last long. The front grille made from 16-gauge steel and backed with acoustic fabrics not only creates an air of elegance but also provide enough protection for drivers and components inside. The entire whole is fitted with dual Neutrik® Speakon® NL4MP connectors for loop-thru of multiple speakers, thirteen (13) M10 threaded suspension points and six (6) M10 screws for bracket mounting, as well as a 35mm socket for pole mounting.

A showcase of JBL's dedication to technology advancement, the rotatable JBL ENTERTAINMENT logo will constantly illuminate during your hilarious karaoke singing. Thanks to the PSL (Passive Sound Lighting) Technology, the legendary JBL sound is now visible.

Specifications:

System:

System Type:	15", 2-way, bass-reflex
Frequency Range (-10 dB) ¹ :	43 Hz - 20 kHz
Frequency Response (±3 dB) ¹ :	75 Hz - 20 kHz
Sensitivity (1w@1m) ¹ :	99 dB
Nominal Impedance:	8 Ohms
Maximum SPL ² :	127 dB (133 dB peak)
Power Rating ³ : (Continuous/Program/Peak)	600 W/1200 W/2400 W
Coverage Pattern:	70° × 60° (H × V)

Physical:

Dimensions (H × W × D):	680 mm × 410 mm × 460 mm 26.8 inch × 16.1 inch × 18.1 inch
Net Weight:	26.1 Kg (57.6 lbs)
LF Driver:	1 × 15" (381 mm) woofer
HF Driver:	1 × 1.5" (38.1 mm) JBL 2408H-1
Input Connectors:	2 × Neutrik® Speakon® NL4MP
Enclosure Construction:	Trapezoid, 15 mm, plywood

¹ Full space (4π) conditions

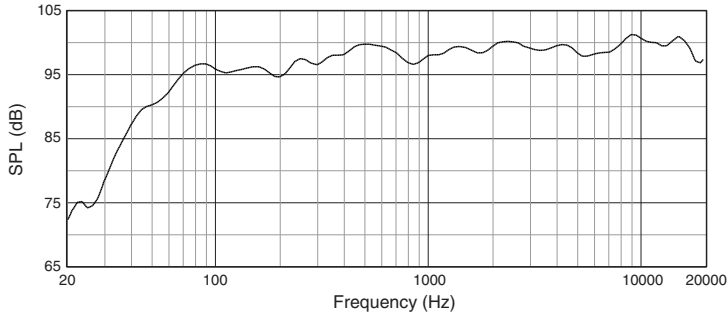
² Calculated maximum SPL based on rated power handling

³ IEC standard, pink noise with 6 dB crest factor for 2hours

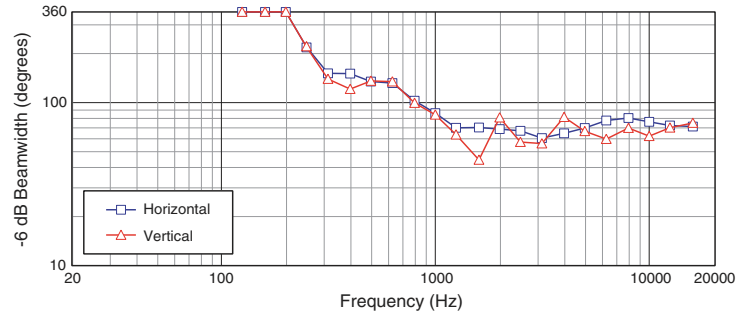
JBL continually engages in research related to product improvement. Some materials, production methods and design refinements are introduced into existing products without notice as a routine expression of that philosophy. For this reason, any current JBL product may differ in some respect from its published description, but will always equal or exceed the original design specifications unless otherwise stated.

▶ KP055 15-Inch Full Range Loudspeaker System

Frequency Response:

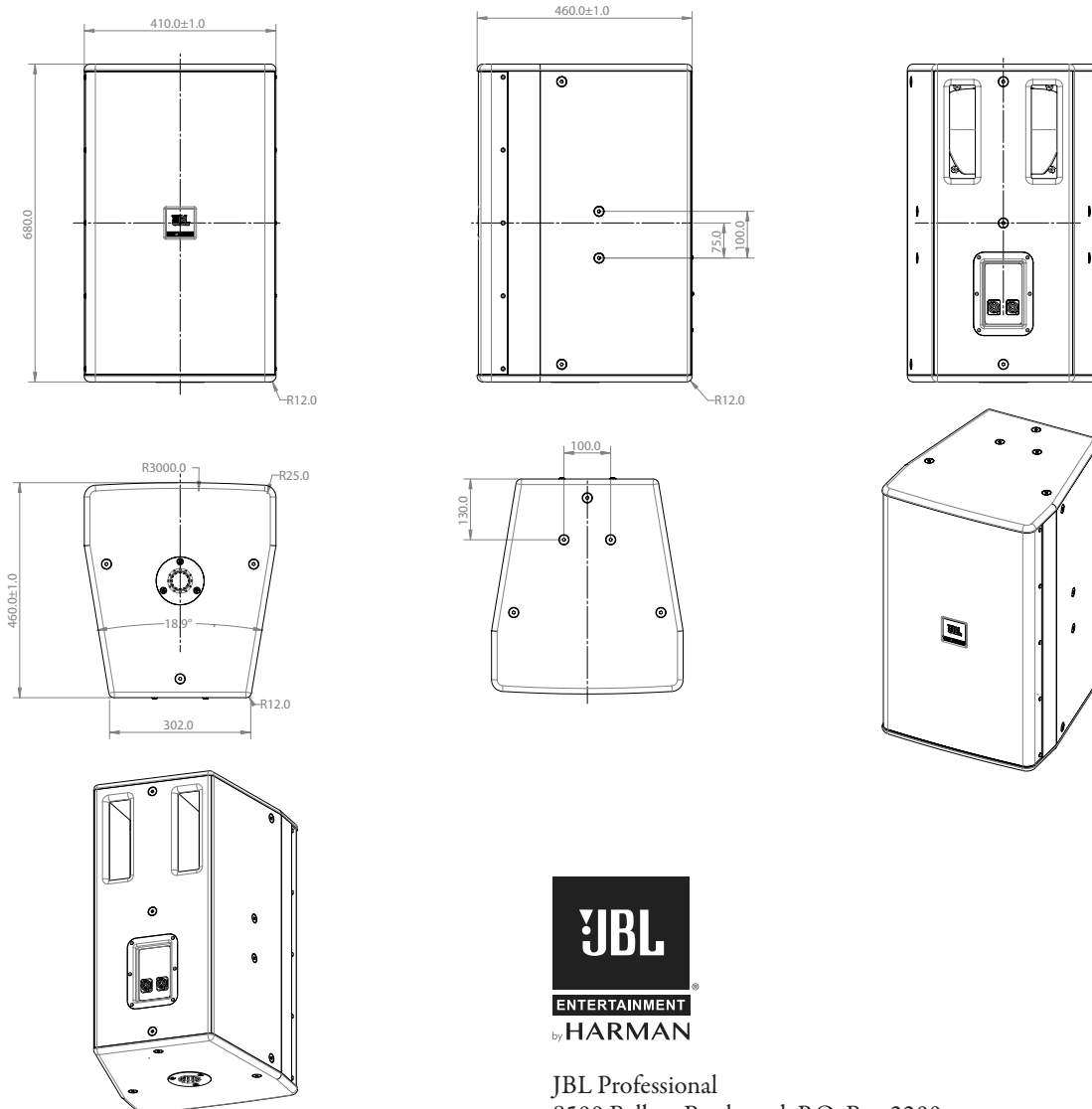


Beamwidth:



Dimensions:

Dimensions in mm



JBL Professional
8500 Balboa Boulevard, P.O. Box 2200
Northridge, California 91329 U.S.A.
© Copyright 2017 JBL Professional
www.jblpro.com

SSKP055
SZ
27/12/17