

# PRX535 15" 3-Way Self-Powered Sound Reinforcement System

## Features:

- ▶ Differential Drive® woofer
- ▶ Horn loaded mid range for sonic accuracy and enhanced pattern control
- ▶ 1.5" annular polymer diaphragm compression driver
- ▶ Class-D, Crown® digital amplifier: lightweight, compact, multi channel, heritage
- ▶ DSP input section with crossover, dynamic limiting, component optimization, selectable system EQ
- ▶ Professional XLR line and ¼" Mic/Instrument inputs, with loop through
- ▶ Illuminated logo for clear Power-On status
- ▶ Integrated pole mount socket
- ▶ DuraFlex™ coated plywood construction
- ▶ Polypropylene end-caps enhance durability
- ▶ Wrap around heavy duty steel grille provides protection without obstructing performance.
- ▶ Large die-cast aluminum handle bar with a fine tuned ergonomic rubber grip for maximum comfort

## Application:

The PRX535 offers a high level of performance. By design, a 3-way configuration, it is the most accurate in the PRX500 Series. With a horn loaded midrange, pattern control is maintained to a much lower frequency resulting in exceptional clarity and uniform sonic projection over the defined coverage area. Ideally suited to applications where the program material, live or pre-recorded has many subtle nuances that is critical to the performance. As with all the full-range PRX500 Series systems two EQ selections can be used to optimize the system for the program material and/or environment. The input section also accommodates either Line or Mic/Instrument level inputs.

The PRX535 is a self-powered, lightweight 3-way loudspeaker system capable of delivering a very high level of performance, both in SPL and sonic accuracy. The PRX535 is comprised of a 380 mm (15 in) 265F Differential Drive® woofer, a 165 mm (6.5 in) 195H horn-loaded 90° by 50° mid-range and a 2408H 37.5 mm (1.5 in) annular polymer diaphragm, neodymium compression driver mounted to a 90° by 50° horn, all driven by a multi-channel Crown International Class-D digital power amplifier. A propriety DSP chip is at the core of a fully featured input section, providing user selectable system EQ, protection, input sensitivity selection, crossover functionality, dynamic limiting and discrete component optimization.

The enclosure is constructed of quality plywood and coated in JBL's rugged DuraFlex™ finish. Durable polypropylene end-caps add extra protection for the cabinet. An integrated pole mount on the bottom end-cap enables easy deployment. The CNC-machined steel grille wraps around the sides of the enclosure so there are no protruding lips on the front of the box to create acoustical interference. The grille is also lined



with an acoustically transparent foam to provide additional driver protection.

The amplifier input panel offers XLR or ¼ inch jack compatibility and a sensitivity switch provides extra flexibility, making it possible to connect literally any sound source without using a mixer. Signal present and overload lights indicate the system status and assist in setting the optimum level, via the level control knob.

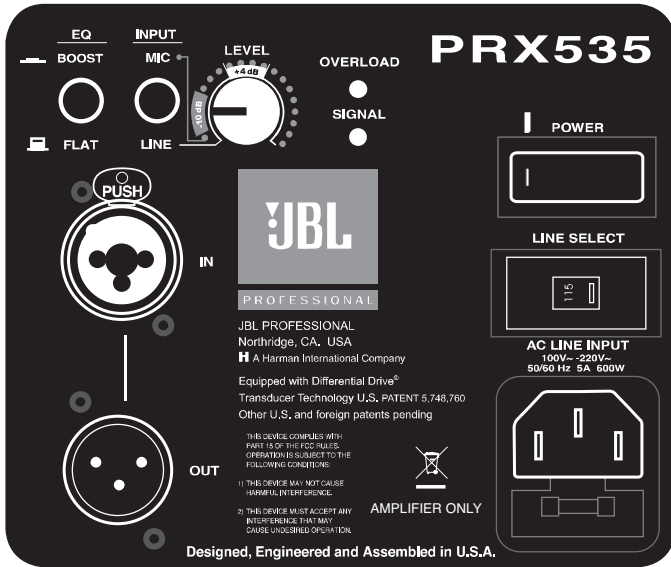
## Preliminary Specifications:

System Type:	Self powered 15", three-way, bass-reflex
Frequency Range (-10 dB):	39 Hz – 20 kHz (EQ in flat position)
Frequency Response (±3 dB):	46 Hz – 20 kHz (EQ in flat position)
Coverage Pattern:	90° x 50° nominal
Directivity Index (DI):	10.6 dB
Directivity Factor (Q):	11.4
Crossover Modes:	DSP controlled 24 dB filter slope
Crossover Frequency:	430 Hz, 2.6 kHz
System Power Rating:	650 W continuous, 1300 W peak
LF Power amp:	Class-D, 400 Watt (continuous) at driver impedance
MF Power amp:	Class-D, 150 Watt (continuous) at driver impedance
HF Power amp:	Class-D, 100 Watt (continuous) at driver impedance
Distortion:	Less than 0.1% at rated power
Maximum SPL <sup>1</sup> :	134 dB SPL peak
Signal indicators:	Overload: Red LED indicates input overload condition Signal: Green LED indicates signal presents
Input sensitivity:	Mic position: -25 dBu to 0 dBu Line position: +28 dBu to +10 dBu
Input Impedance:	64 K Ohms (balanced), 32 K Ohms (unbalanced)
EQ:	Presets for Flat or Boost
LF Driver:	1 x JBL 265F, 380 mm (15 in) Differential Drive® woofer
MF Driver:	1 x JBL 195H, 165 mm (6.5 in) woofer
HF Driver:	1 x JBL 2408H, 37.5 mm (1.5 in) annular polymer diaphragm, neodymium compression driver
Enclosure:	Trapezoidal, 18 mm, plywood with polypropylene end caps
Suspension / Mounting:	36 mm pole socket
Transport:	2 x die-cast handles with backing cup
Finish:	Anthraccite DuraFlex™ finish
Grille:	Powder coated, Anthracite black, 18 gauge perforated steel with acoustically transparent black foam backing.
Input Connectors:	Balanced XLR / ¼ inch combo jack with XLR loop through,
Dimensions (H x W x D):	1070 mm x 440 mm x 465 mm (42 in x 17.25 in x 18.25 in)
Net Weight:	33.5 kg (74 lb)

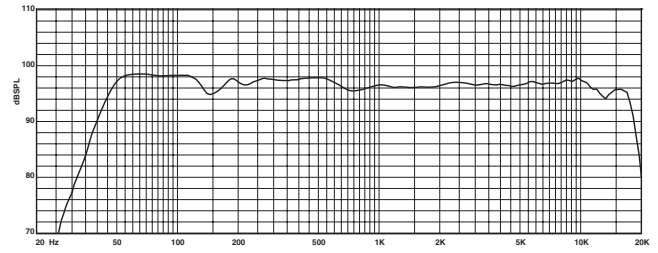
<sup>1</sup> Maximum Peak output measured with IEC pink noise at 1 meter in front of speaker baffle under free space conditions. Measurement instrument set to peak hold. Speaker muted and released at full power, recording maximum peak level.

JBL continually engages in research related to product improvement. Some materials, production methods and design refinements are introduced into existing products without notice as a routine expression of that philosophy. For this reason, any current JBL product may differ in some respect from its published description, but will always equal or exceed the original design specifications unless otherwise stated.

# ▶ PRX535 15" 3-Way Self-Powered Sound Reinforcement System

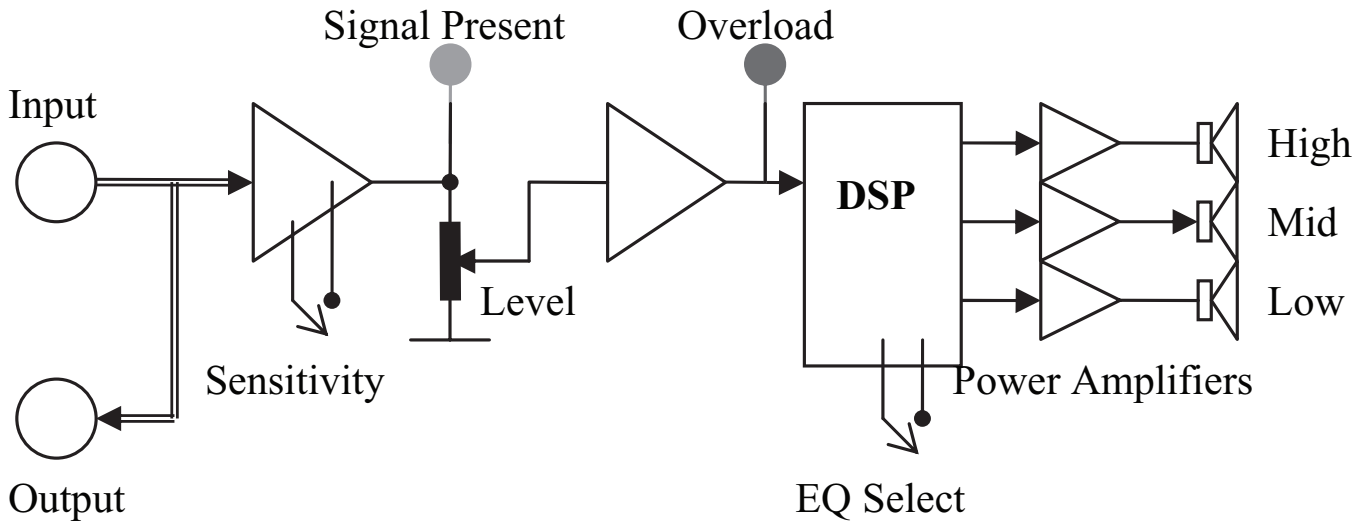


Frequency Response



PRX535 Input Panel

Block Diagram



JBL Professional  
 8500 Balboa Boulevard, P.O. Box 2200  
 Northridge, California 91329 U.S.A.

A Harman International Company  
 © Copyright 2007 JBL Professional

SS PRX535  
 CRP 5M  
 01/07